

# Teaching children how to learn



## Activity worksheets

### Chapter Three **Read and respond**

My learning diary

My school day

Fireworks safety

- 1 Make a Fountain Firework instructions
- 2 Make a Fountain Firework template

Reading faces

Don't be a bully!

- 1 Action cards
- 2 Anti-bullying images

The water cycle

- 1 Water cycle worksheet
- 2 Water cycle key

How green am I?

- 1 Quiz worksheet
- 2 Quiz scorecards

The important thing about ...

- 1 Book example
- 2 Book template

Learning English feels like ...

My ideal English teacher



## My learning diary

Date: \_\_\_\_\_

Activity title: \_\_\_\_\_

I learnt these words at school: \_\_\_\_\_

I learnt how to: \_\_\_\_\_

The thing I did best was: \_\_\_\_\_

The thing I found difficult was: \_\_\_\_\_

Out of school, I have learnt English by: \_\_\_\_\_

My favourite word and picture is: \_\_\_\_\_

Because: \_\_\_\_\_

I need to revise: \_\_\_\_\_

## My school day



### Jane's school day in England

Each day, I get up at 7am, eat my breakfast, put on my school uniform, take my lunch box and school bag and walk to school.

First, I have Assembly at 8.45am.

Then I go to my first lessons in the morning, usually Maths and English.

At 10am, I have break time and I practise netball with my friends.

Lunch is at 12pm, and I take out my lunch box.

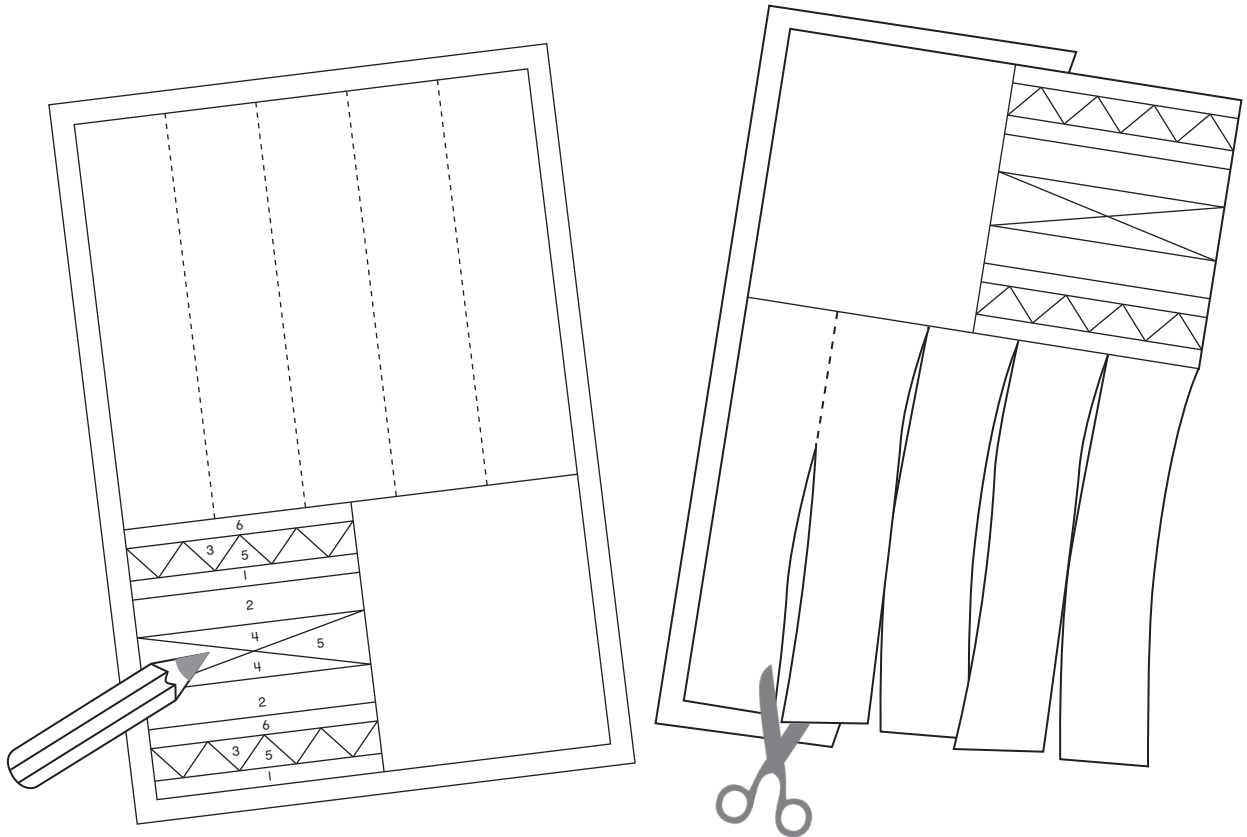
Next, I have History and Sports in the afternoon.

After that, I go home at 3.15pm and do my homework.

Finally, I have dinner at 7pm with my family, and go to bed at 9.30pm.

# Fireworks safety

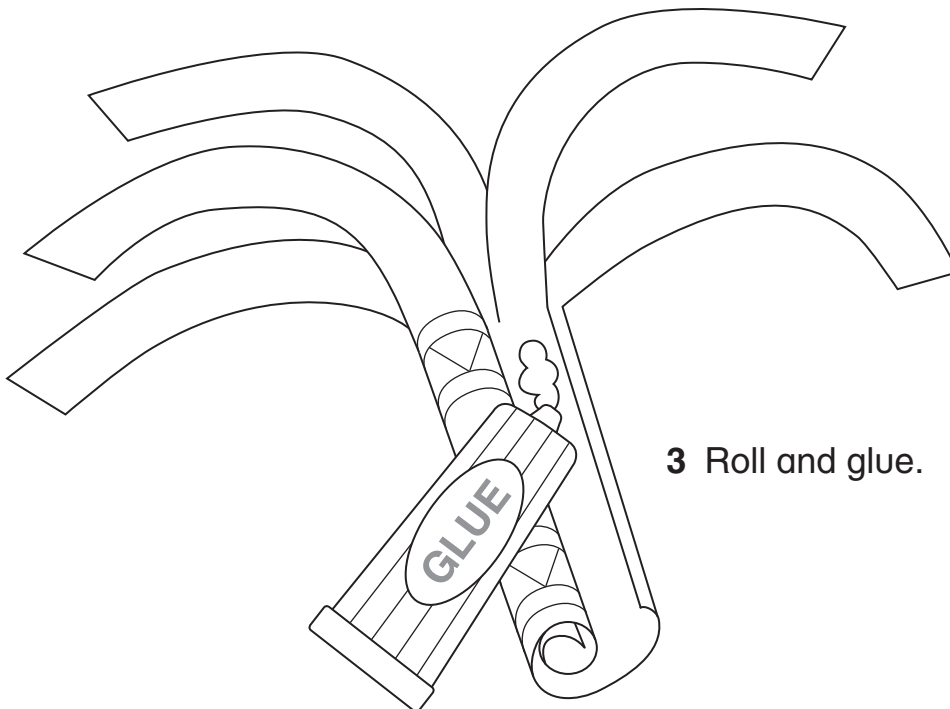
## Make a Fountain Firework



**1** Colour your firework:

- |          |          |
|----------|----------|
| 1 yellow | 4 orange |
| 2 red    | 5 green  |
| 3 blue   | 6 purple |

**2** Cut out your firework.







**3** Roll and glue.

# Fireworks safety

Four vertical dashed lines for writing.

|   |   |
|---|---|
| 6 |   |
| 3 | 3 |
| 5 | 5 |
| 1 |   |
| 2 |   |
| 5 | 5 |
| 4 |   |
| 4 |   |
| 2 |   |
| 1 |   |
| 5 | 5 |
| 3 | 3 |
| 6 |   |

# Reading faces



## Don't be a bully!



**Friends ...**



make me feel happy.



**Bullies ...**

respect me.

steal my things.

hit me.

say nice things about me.

spread rumours about me.

make fun of me.

help me.

like to play with me.

exclude me from games.

frighten me.

care about me.

call me names.

share their things.

**Don't be a bully!**

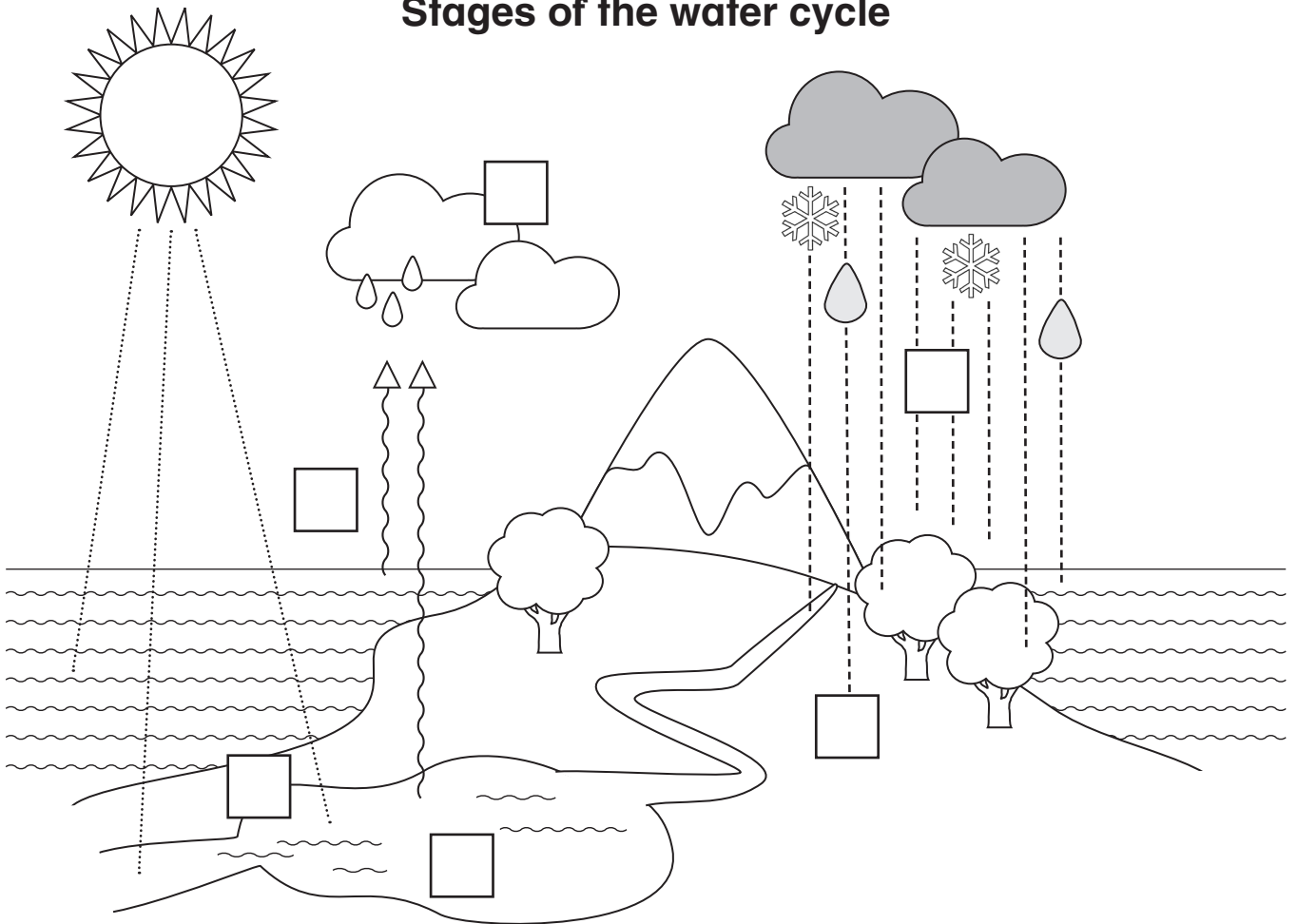
**Anti-bullying images**





# The water cycle

## Stages of the water cycle



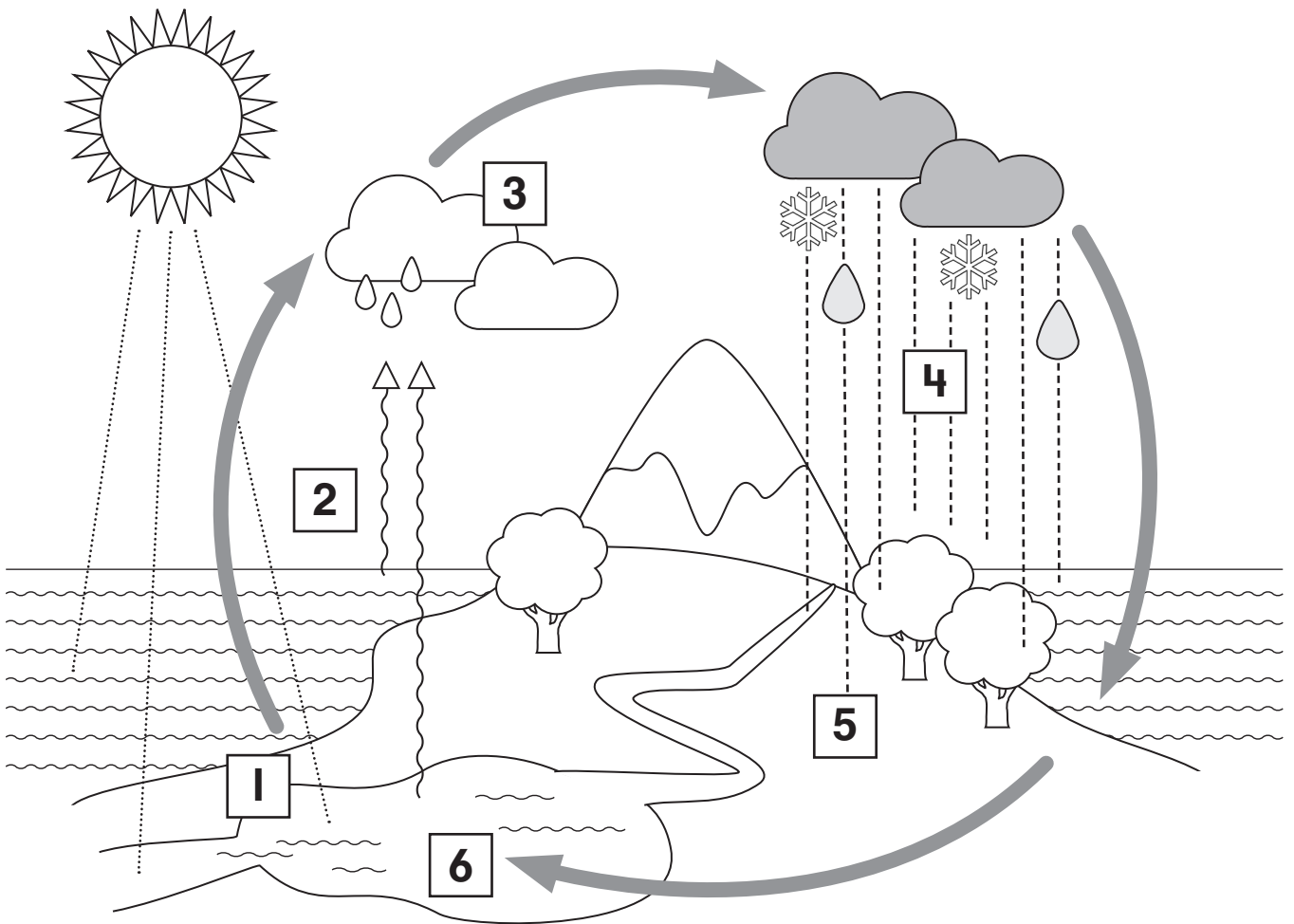
Read the stages of the water cycle below:

- Sequence them from 1–6, matching each stage to the diagram.
- Write the corresponding number in the box.

- The clouds get heavier and heavier, and drops of water fall as rain or snow.
- The sun shines, and the process begins again.
- The rain falls on the seas, rivers, lakes and land.
- The water vapour cools, forms tiny drops of water and makes clouds.
- 1** The sun heats water in the seas, river and lakes.
- The water evaporates and rises into the sky.

# The water cycle

## Stages of the water cycle Key



- 1** The sun heats water in the seas, river and lakes.
- 2** The water evaporates and rises into the sky.
- 3** The water vapour cools, forms tiny drops of water and makes clouds.
- 4** The clouds get heavier and heavier, and drops of water fall as rain or snow.
- 5** The rain falls on the seas, rivers, lakes and land.
- 6** The sun shines, and the process begins again.

# How green am I?

## Quiz

### 1 What does your family recycle?

- a) glass and paper
- b) nothing at all
- c) all glass, paper, cans, batteries, plastic

### 2 When you leave a room, do you turn off the lights ...

- a) sometimes?
- b) never?
- c) always?

### 3 How do you go to school?

- a) by bus or train
- b) by car
- c) by bike, or on foot

### 4 What do you carry the shopping home in?

- a) old, used plastic bags
- b) new plastic bags each time
- c) our family shopping bag/basket

### 5 Do you usually have ...

- a) a shallow bath?
- b) a deep bath?
- c) a shower?

### 6 In the street, do you put your rubbish ...

- a) in your pocket/bag, to throw away at home?
- b) on the ground?
- c) in the bins provided?

### 7 Do you buy ...

- a) eggs in a cardboard box?
- b) eggs in a plastic box?
- c) organic eggs in a cardboard box?

### 8 When you brush your teeth, do you ...

- a) put some water in a glass?
- b) keep the water tap running?
- c) turn the tap off while you brush your teeth?

### Now add up your points:

|                     |          |  |
|---------------------|----------|--|
| a) answers          | 2 points |  |
| b) answers          | 0 points |  |
| c) answers          | 3 points |  |
| <b>TOTAL points</b> |          |  |

## How green am I?


| <br><b>Reduce</b>   | <br><b>Reuse</b>  | <br><b>Recycle</b>  |
|--|--|--|
| <ul style="list-style-type: none"> <li>● We turn off lights to reduce electricity.</li> <li>● We turn off electrical equipment, computer, TV, etc, to reduce electricity.</li> <li>● We put on an extra jumper rather than turn up the heating.</li> </ul> | <ul style="list-style-type: none"> <li>● We give our clothes that are too small to our younger brother and sister.</li> <li>● We give things we don't use to a charity shop.</li> <li>● We reuse old paper.</li> </ul> | <ul style="list-style-type: none"> <li>● We take empty bottles to the bottle bank.</li> <li>● We put our used paper and newspapers in the paper bin for recycling.</li> <li>● We make toys out of old material.</li> </ul> |

### Quiz scores


|                          |   |
|--------------------------|---|
| <p>Bright green card</p> | <p>20 points and over.<br/>Excellent! You are <b>bright green!</b><br/>You care about the environment and look after it.</p>                              |
| <p>Pale green card</p>   | <p>10 points and over.<br/>Good. You are <b>pale green!</b><br/>You are trying to be green but you need to find out more about the things you can do.</p> |
| <p>White card</p>        | <p>10 points and below.<br/>Terrible. You are <b>not green at all!</b><br/>You know very little about the environment and have a lot to learn.</p>        |

## The important thing about ...

The important thing about a ruler is that it measures things. It's long, flat and rectangular. It's made of wood, metal or plastic, and marked in centimetres and inches. You can use it to draw straight lines. But the important thing about a ruler is that it measures things.



**The important thing about ...**



# Learning English feels like ...

These illustrations show how five and six year olds in France have used drawing to express their experiences of learning and 'living' English through the five senses.

Their drawings are very personal, cultural and specific, reflecting what each sense represented for them.

However, for the sense of *sound*, the drawings depict items which have a regular beat, possibly representing

English as a stress-timed language and demonstrating that, in language learning, the sense of sound is the most dominant.

The 'caterpillar' example shows how drawing has also been used for 'reviewing' the different activities the children did in their lesson to learn English.

(See 'Principle 4: The children's voices' on page 120.)




Learning English feels like ...

the heat




Learning English feels like ...

a rainy day




Learning English smells like ...

black chocolate cake



Learning English smells like ...

a bonfire



Learning English tastes like ...

chicken




Learning English tastes like ...

strawberries




Learning English tastes like ...

candy



Learning English looks like ...

a house in a square




Learning English looks like ...

London



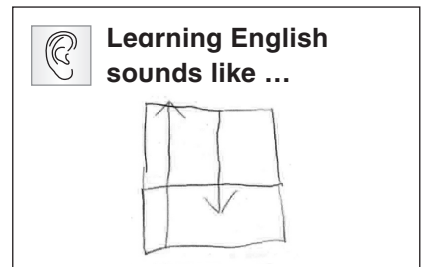
Learning English sounds like ...

a piano




Learning English sounds like ...

running



Learning English sounds like ...

a computer



## My ideal English teacher

### My recipe for an ideal English teacher

#### Ingredients

Gram = g.

Kilo = kg.

500 g. of kindness

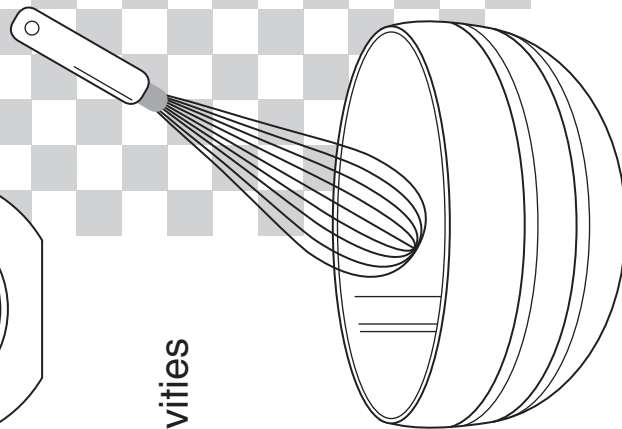
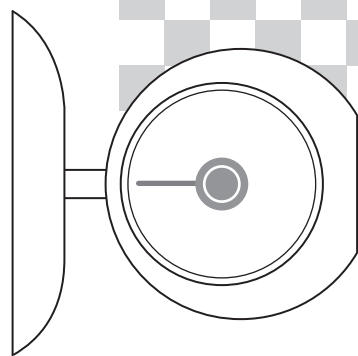
2 kg. of interesting activities

750 g. of fairness

1 kg. of help

400 g. of stories

200 g. of songs



#### Method

Pre-heat the oven.

Mix 2 kg. of interesting activities with 1 kg. of help.

Add 400 g. of stories and 200 g. of songs.

Mix well.

Fold in the fairness.

Pour the mixture into the tin.

Bake in the oven for 45 minutes.

Cool the cake, and sprinkle with kindness.

Share the cake with your classmates.

