

# Teaching children how to learn



## Activity worksheets

### Chapter Two **Listen and respond**

What's Fred wearing?

Pat-a-cake!

Everyone is different

H is for Halloween

How do you come to school?

- 1 Skills flashcards
- 2 Bar graph worksheet

A friend is someone who ...

- 1 Family tree worksheet
- 2 Leaf templates

Sounds in a town

- 1 Word cards
- 2 Class Sounds poster

It's snowing!

- 1 Make a snowflake
- 2 Snowflake search
- 3 Learning strategies

Leisure time


At the Safari Park

A royal feast

- 1 Story and Menu
- 2 How to make a crown


Our Language Learning Rights

## What's Fred wearing?



## Pat-a-cake!

Pat-a-cake, pat-a-cake, baker's man,  
Bake me a cake as fast as you can.  
Pat it and prick it and mark it with T,  
And put in the oven for Tommy and me.



### Actions

Clap to the rhythm for the first two lines.

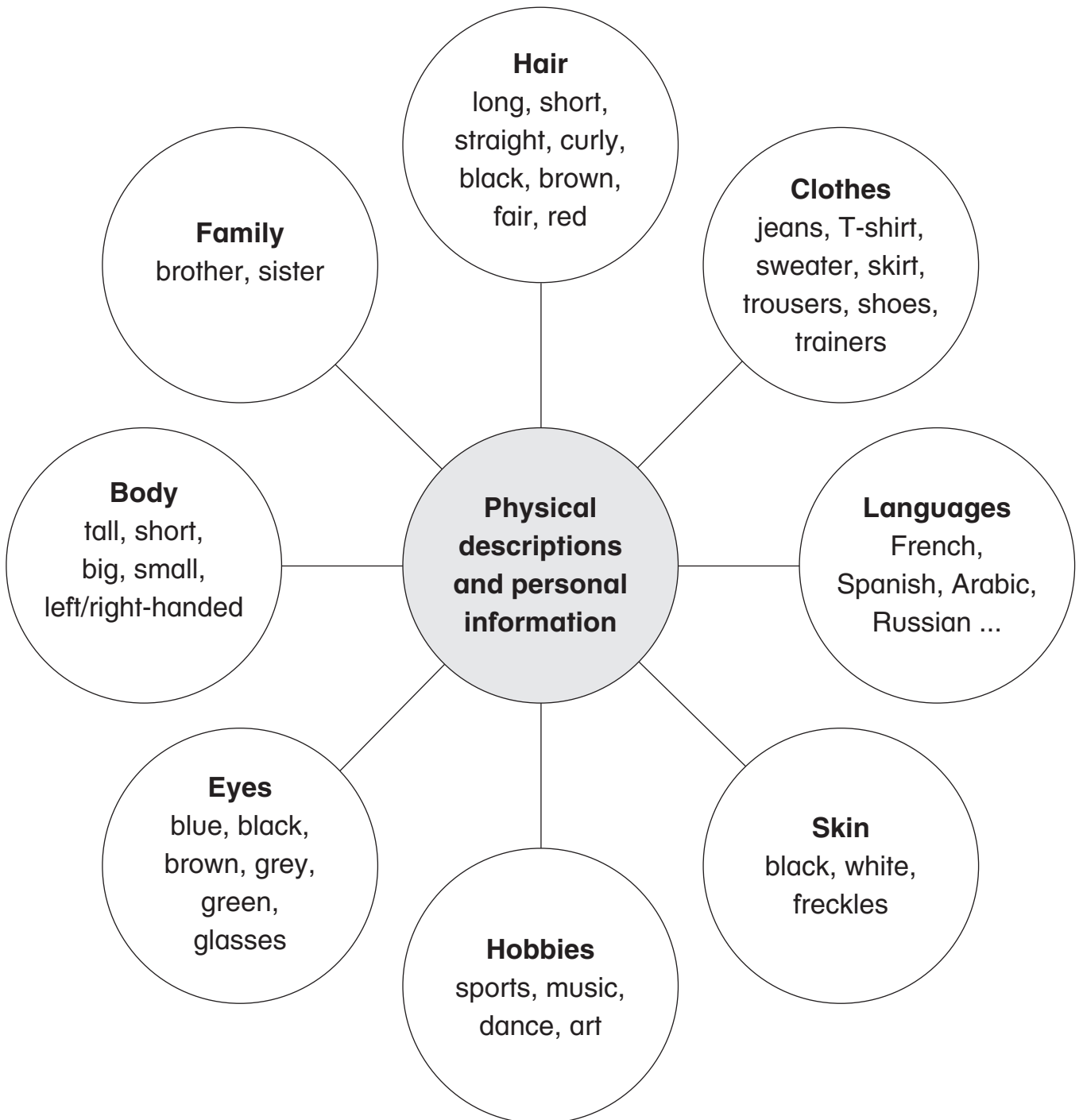
One hand pats the palm of the other hand.

Use the index finger of one hand to prick the palm of the other hand.

The index finger draws a T on the palm of the other hand.

The baker puts the cake in the oven.

# Everyone is different



# H is for Halloween



*lanky*

*room*

*eerie*

*white*

*orange*

*haunted*

*midnight*

*nasty*

Alliteration = \_\_\_\_\_ Rhyme = .....



**H** is for \_\_\_\_\_ house,

And witches on a broom.

**L** is for \_\_\_\_\_ skeletons,

Laughing in the .....

**O** is for \_\_\_\_\_ pumpkins,

Wailing in the night.

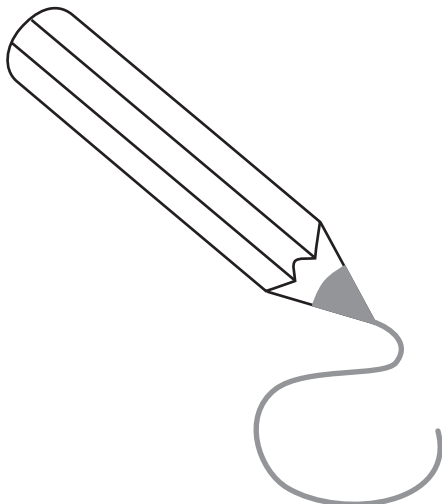


**E** is for \_\_\_\_\_ ghosts,

Evil and pale .....

**N** is for \_\_\_\_\_ cats, nodding at .....

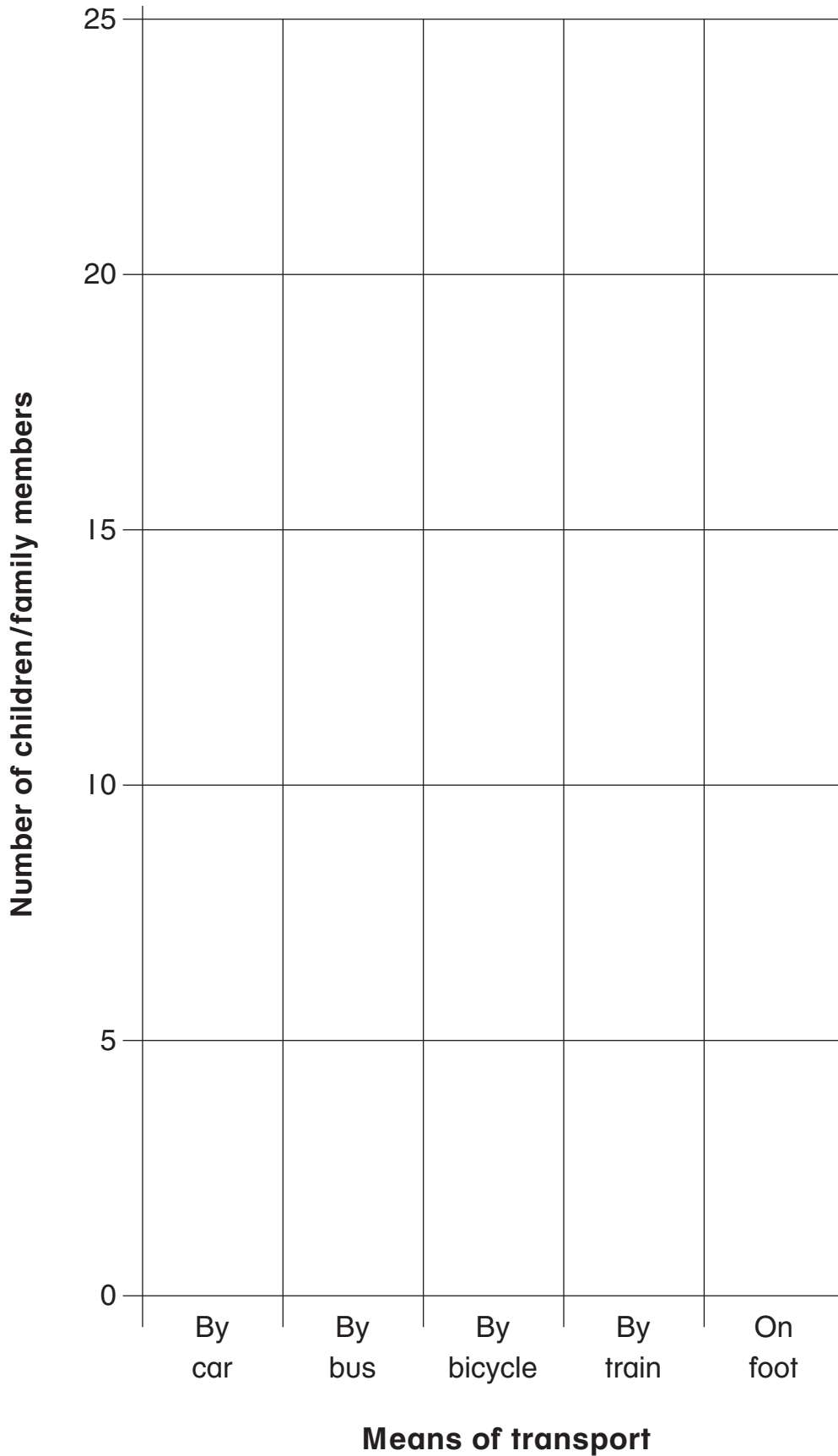
# How do you come to school?

**Skills flashcards**

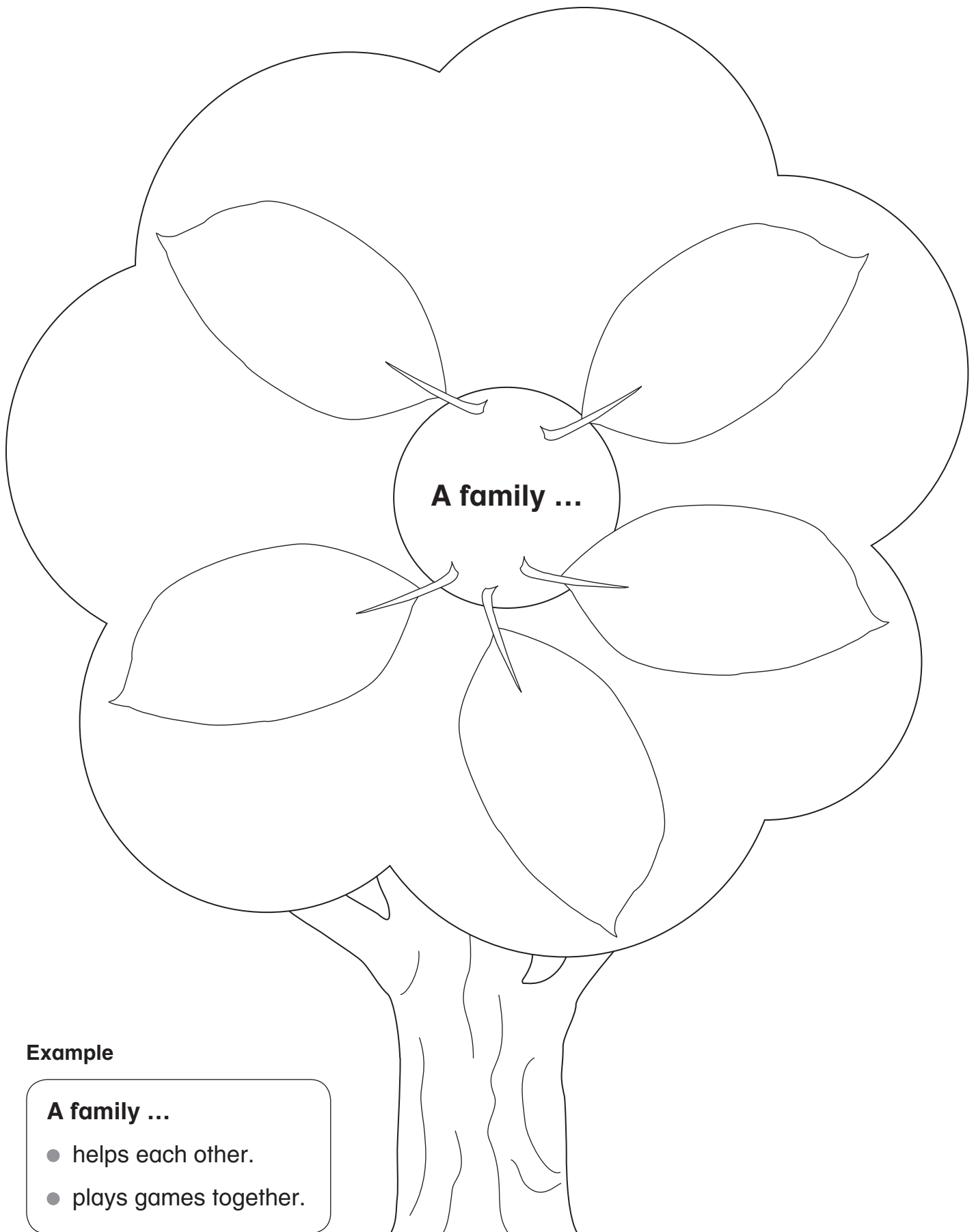


1, 2, 3, 4,  
5, 6, 7, 8 ...

# How do you come to school?



## A friend is someone who ...



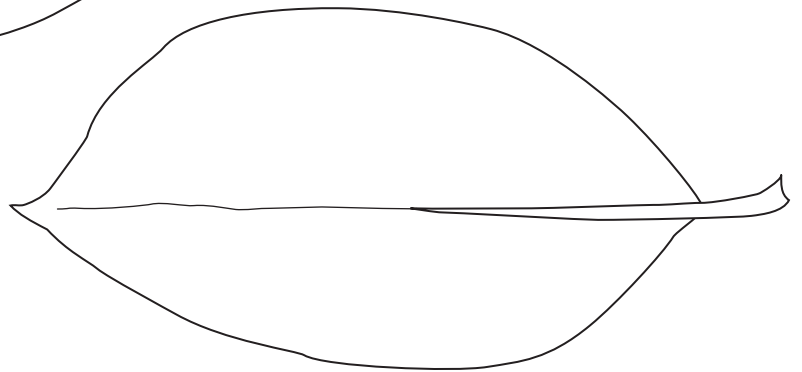
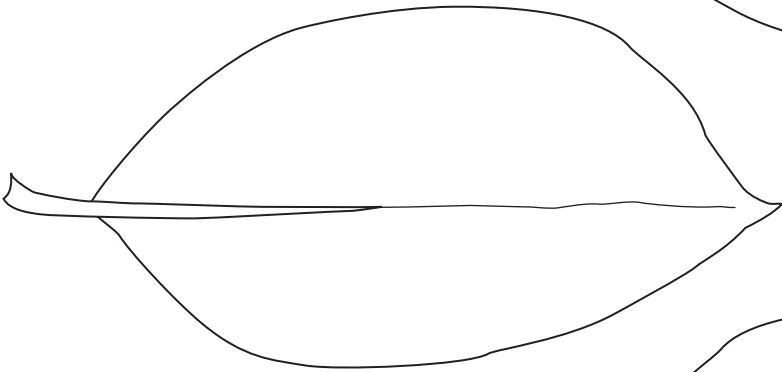
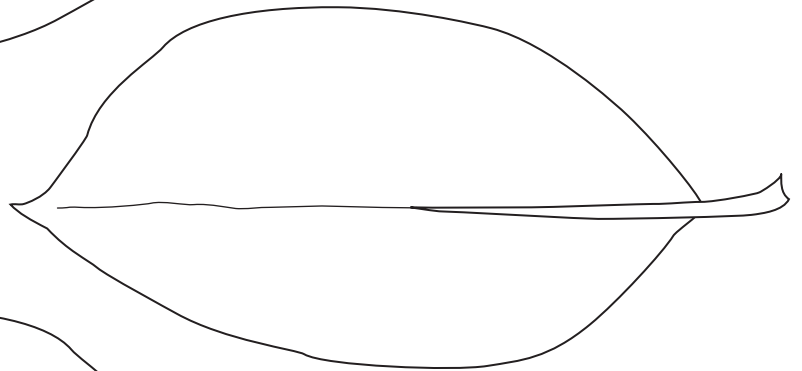
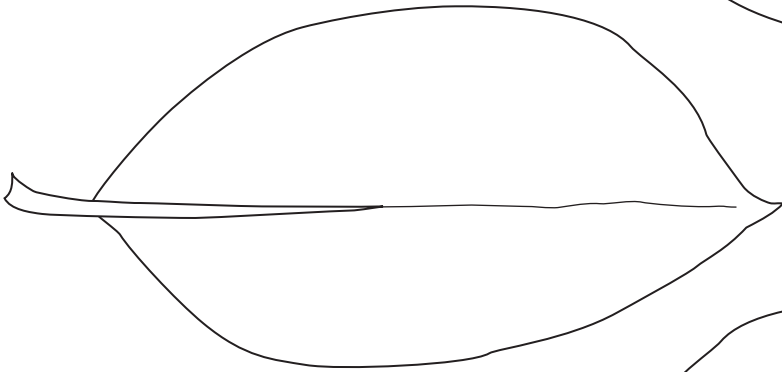
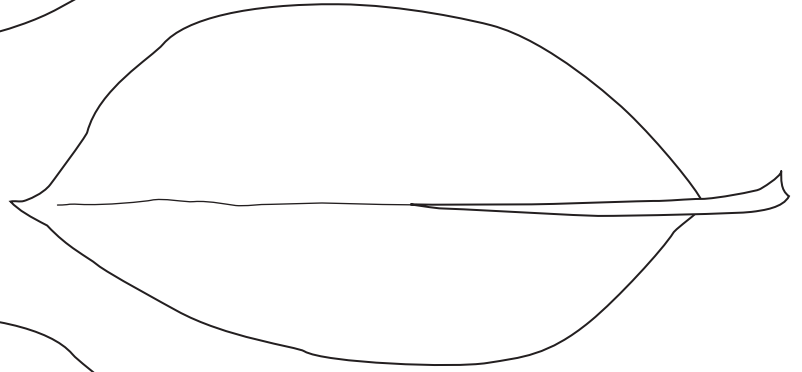
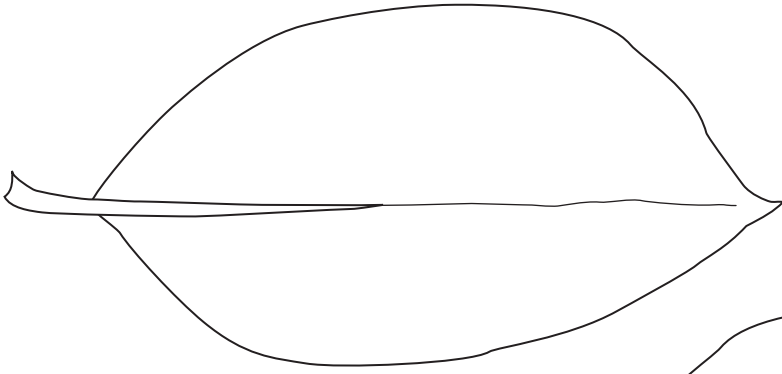
### Example

#### A family ...

- helps each other.
- plays games together.



**A friend is someone who ...**



## Sounds in a town



School

Laundrette

Monument

Park

Temple

Synagogue

Zoo

Baker's

Sports centre

Shop

Garage

Swimming pool

House

Hotel

Museum

Church

Café

Theatre

Mosque

Cinema

Apartments






Market


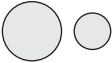
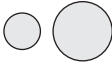


Hospital

Station

Library

# Sounds in a town

1 syllable	2 syllables		3 syllables	
				
School Park Zoo Shop House Church Mosque	Market Station Temple Baker's Garage Café	Hotel Launderette	Cinema Hospital Library Monument Synagogue Sports centre Swimming pool Theatre	Museum Apartments

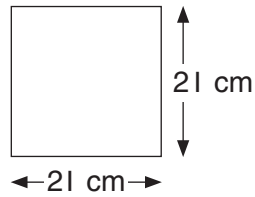
1 syllable	2 syllables		3 syllables	
				

# It's snowing!

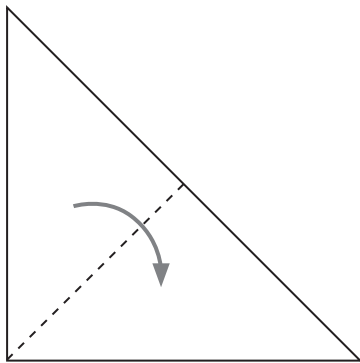
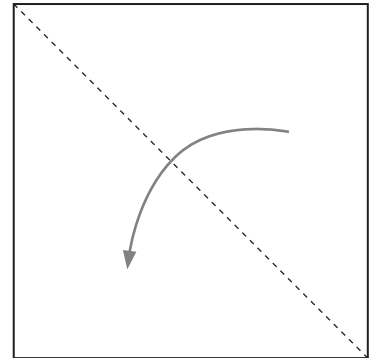
## Make a snowflake

You need:

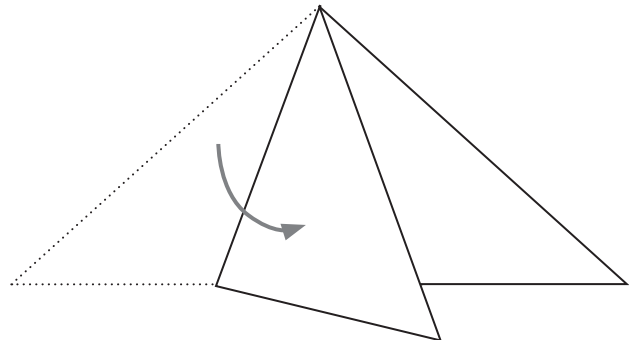
a square sheet  
of white paper  
21 cm by 21 cm;  
scissors;  
a pencil.



- 1 Fold the paper  
in half, to make  
a triangle.

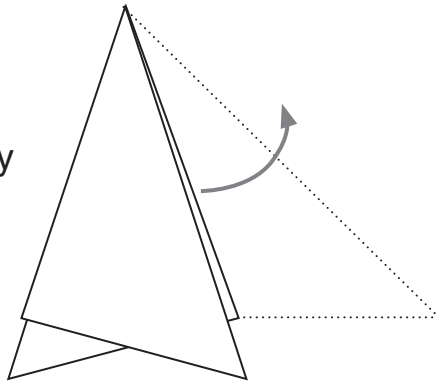


- 2 Fold in half again, to make  
a smaller triangle.

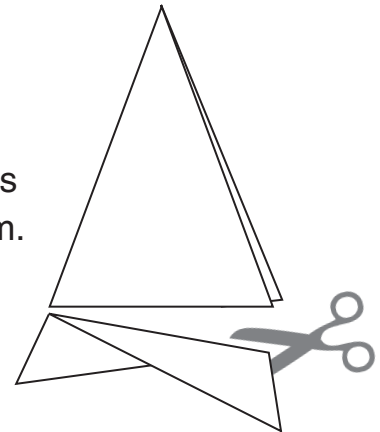


- 3 Fold carefully one third of the  
triangle to the front.

- 4 Fold carefully  
one third to  
the back.

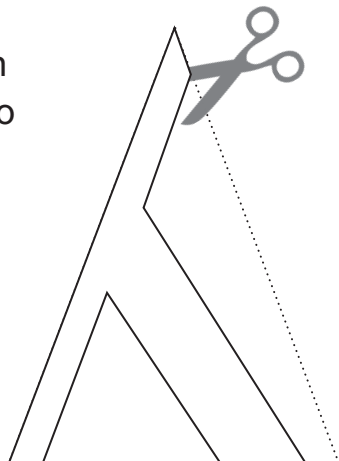


- 5 Cut the points  
off the bottom.




- 6 Draw and then  
cut shapes into  
the folds.

Be sure not  
to cut all the  
way across  
the triangle.



- 7 Carefully  
unfold, to  
reveal your  
snowflake!



It's snowing!

Snowflake search

cut saw  
xlokt draw  
paper bit  
omek bfold  
helci Idoki  
over w b z  
u h m j m t u r n k i o v e r w b z  
d x p e n c i l d y m k u o  
are z j  
make  
wird scissors j v z h e z snowflake e f e r m c  
zpice

# It's snowing!

## Learning strategies



Statement	Learning strategy	Which strategies did you use? Tick (✓).
I listened carefully to the verbs and nouns.	Listening for specific information	
I watched my teacher carefully.	Observing	
I followed the instructions and kept calm.	Concentrating and paying attention	
I asked my teacher to repeat if I was unsure.	Asking for repetition	
I imagined snow falling from the sky.	Visualising	



## Leisure time



**On Monday, I ...**

**On Tuesday, I ...**

**On Wednesday, I ..**

**On Thursday, I ...**

**On Friday, I ...**

**On Saturday, I ...**

**On Sunday, I ...**

# At the Safari Park

## Pupil A

- 1 Draw a monkey in the tree.
- 2 Draw a giraffe under the tree.
- 3 Draw a crocodile in the waterhole between the rock and the tree.
- 4 Draw two flamingos on the rock.

## Pupil B

- 1 Draw two elephants between the tree and the waterhole.
- 2 Draw a hippo in the waterhole.
- 3 Draw a lion behind the tree.
- 4 Draw a crocodile next to the waterhole.

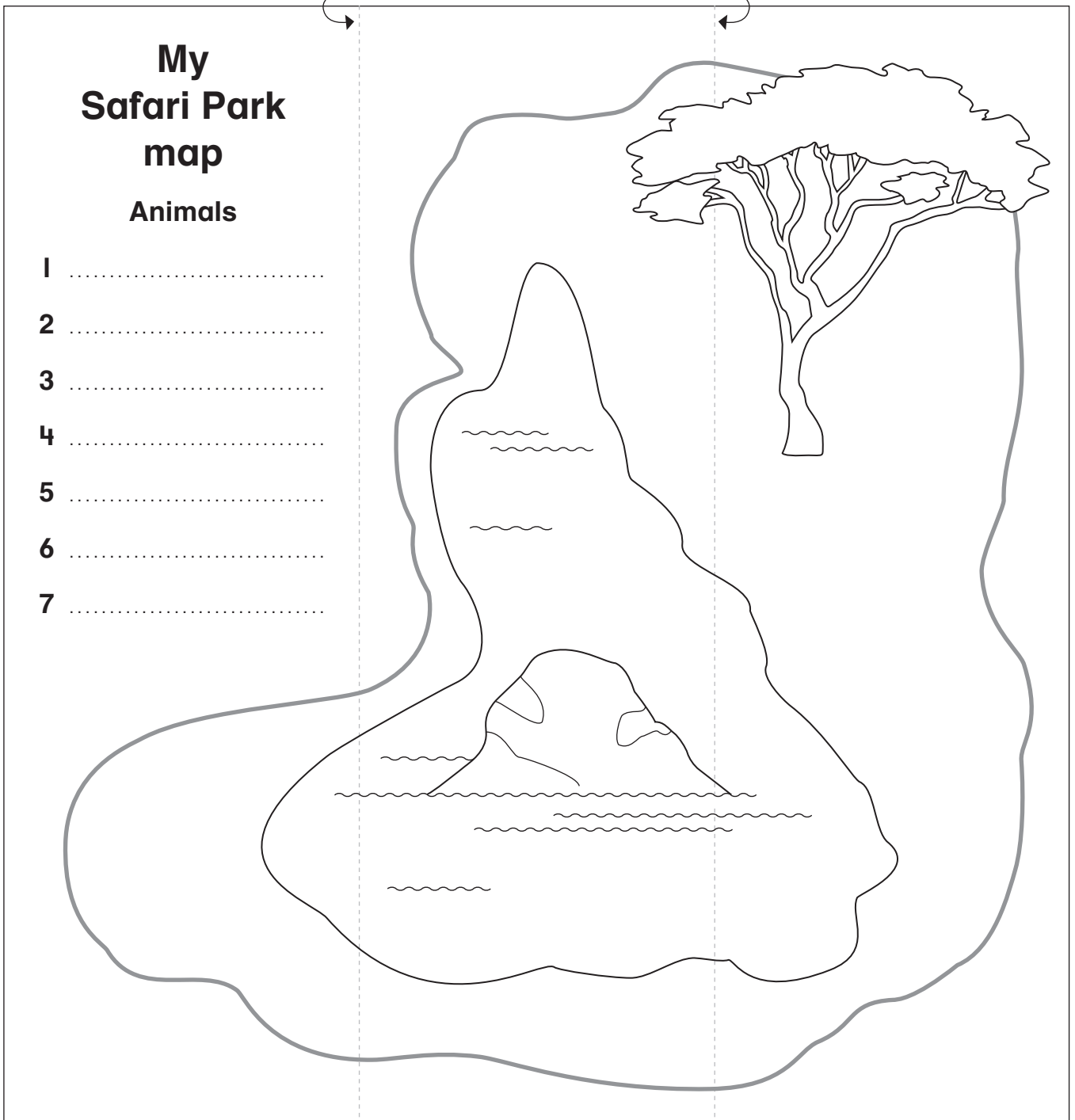
Fold here 2nd

Fold here 1st

## My Safari Park map

### Animals

- 1 .....
- 2 .....
- 3 .....
- 4 .....
- 5 .....
- 6 .....
- 7 .....





# A royal feast



## Story



### Part 1

Once upon a time, there lived a king and queen in a big castle. King Jim and Queen Jean loved eating. One day, they decided to have a Royal Feast and invite all their friends. However, King Jim and Queen Jean could never agree about anything, and could not agree the menu. King Jim wanted food with the same sounds as *his* name, King Jim, and Queen Jean wanted food with the same sounds as *her* name, Queen Jean.

### Part 2

Here is the menu their chef proposed. What food did King Jim want for the banquet and what did Queen Jean want?



## Royal Feast Menu



### Instructions

Listen and colour:

/i:/ sounds green,  
eg: pea

/ɪ/ sounds pink,  
eg: shrimp

### Starters

Pea soup

Liver pâté

Cheese salad

Shrimp dip with crisps

### Main courses

Grilled fish with chips

Roast beef with green beans

Roast chicken with chips

Cheese, bacon and leek pie

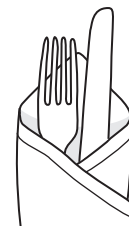
### Desserts

Peaches and cream

Lemon whip

Peanut ice-cream

Sticky ginger biscuit



Tea or mint cordial  
with still or fizzy water

### Part 3

But King Jim and Queen Jean could not agree the menu. Several weeks later, they were tired of arguing. 'Shall we include meat and fish?' asked King Jim. 'Yes, please,' said Queen Jean. 'Some people prefer meat and some people prefer fish.' So they included meat and fish on the menu, and everyone was happy. 'It was a delicious feast,' said King Jim. 'Yes, a very pleasing feast,' said Queen Jean.

# A royal feast

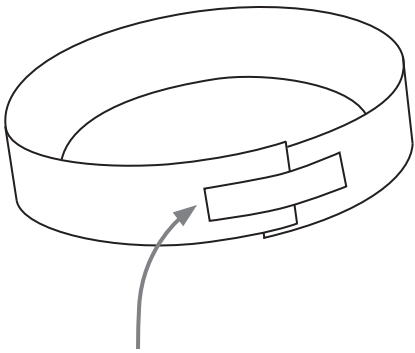
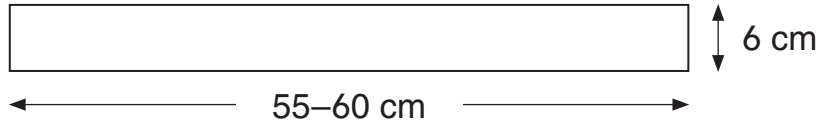
## How to make a crown

You need:


strips of card between 55–60 cm long and 6 cm wide for each child;

scissors;

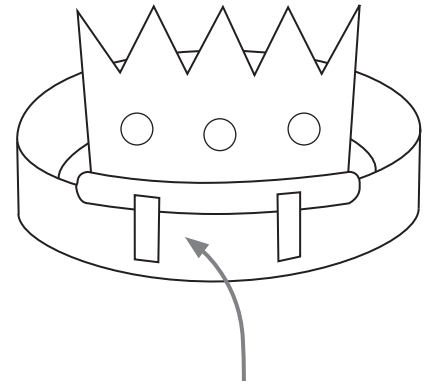
sticky tape.



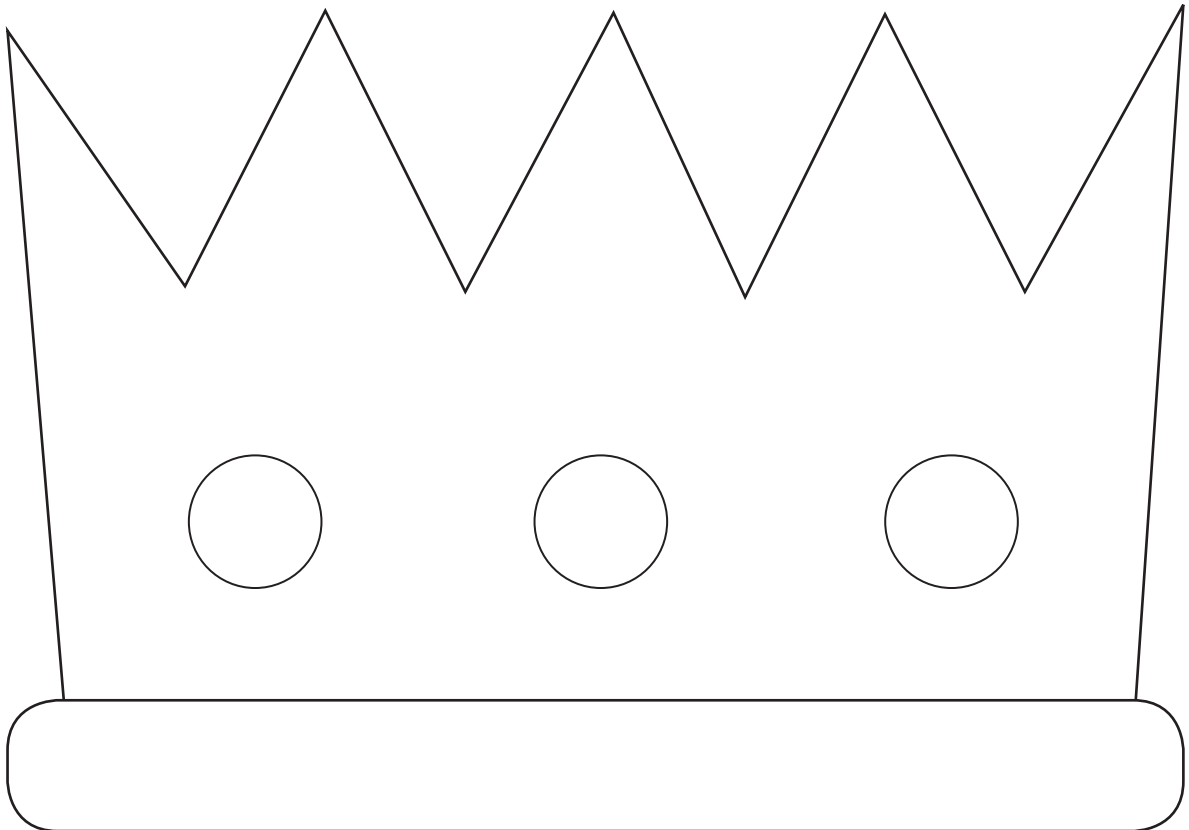
**1** Join the two ends together with sticky tape.



**2** Colour and cut out the crown.



**3** Stick the crown onto the card with sticky tape.



# Our Language Learning Rights

## Our Class Convention



### Our English Language Learning Rights Convention Class .....



#### Article 1

We have the right to think about how we learn English, to try out different learning strategies and review what we have learnt.

#### Article 2

We have the right to learn in the way we prefer, in class and at home.

#### Article 3

We have the right to have time before we answer a question.

#### Article 4

We have the right to learn together and help each other.

#### Article 5

We have the right to give our opinion about the activities we like doing, and to choose activities we prefer from time to time.

#### Article 6

We have the right to use our mother tongue or shared classroom language in the English class, to help us learn.

#### Article 7

We have the right to be listened to by our classmates.

#### Article 8

We have the right to be evaluated fairly, and not to feel silly if we make a mistake.

#### Article 9

We have the right to know the aims and purpose of a lesson.

#### Article 10

We have a right to say we don't understand, and to ask the teacher to repeat.

## Our Rights and Responsibilities

Rights	Responsibilities
<p><b>We have the right to ...</b></p> <p>have time before we answer a question.</p> <p>learn together, and help each other.</p> <p>give our opinion about the activities we like doing.</p>	<p><b>We are responsible for ...</b></p> <p>waiting, and not shouting out the answer.</p> <p>learning as much as we can, and sharing with each other.</p> <p>respecting each other's preferences.</p>