

Teaching children how to learn



My Activity Record pages

Chapter Three **Read and respond**

English around me

My school day

Fireworks safety

Reading faces

Don't be a bully!

The water cycle

How green am I?

The important thing about ...

Learning English feels like ...

My ideal English teacher

My Activity Record

Activity title: **English around me**

Date:

What have I learnt?

.....
.....

What samples of work have I selected for my portfolio? Why?

.....

Because

.....

How well did I do?



Choose the comment that assesses how well you did this activity, and write it in the diary.

Add the date, and draw a picture that represents today's activity.

Discuss with your teacher and your classmates.

Very good! = I can record words in the way I prefer, to help me learn and remember.

Quite good. = I can record some words in the way I prefer, to help me learn and remember.

OK. = I'm still thinking about the way I prefer to record words.

| Comment: | Date: |
|-----------------------|-------|
| <input type="radio"/> | |
| | |
| | |
| <input type="radio"/> | |
| | |
| | |

What do I need to do next?

.....
.....

Sharing with my family.



Show your family your portfolio and *English in the Environment* vocabulary diary.

Look for words in English together at home, at the shops, etc, and add them to your diary.

My family's comments:

.....

My Activity Record

Activity title: **My school day**

Date:

What have I learnt?

.....
.....

What samples of work have I selected for my portfolio? Why?

.....

Because

.....

How well did I do?



Colour the stars, to assess how well you did this activity.

Ask yourself why, and discuss with your teacher and your classmates.



Gold
I can do this well!



Silver
I can do this quite well.



Bronze
I am still learning to do this.



I can use time linkers.



I can say two things that are the *same* about my school day and a school day in England.



I can say two things that are *different* about my school day and a school day in England.



I can use the simple present to talk about daily routines.

What do I need to do next?

.....
.....

Sharing with my family.



Tell your family about Jane's school day in England.

Discuss together what is the same as your school day, and what is different.

My family's comments:

.....

My Activity Record

Activity title: **Fireworks safety**

Date:

What have I learnt?

.....
.....

What samples of work have I selected for my portfolio? Why?

.....

Because

.....

How well did I do?



Colour a Catherine Wheel, to assess how well you did this activity.


Ask yourself why, and discuss with your teacher and your classmates.



3 = I did very well!



2 = I did OK.



1 = I must try harder.

What do I need to do next?

.....
.....

Sharing with my family.



Tell your family about fireworks safety.

Use the *Fountain Firework* to tell them about the activity you did.

My family's comments:

.....

My Activity Record

Activity title: **Reading faces**

Date:

What have I learnt?

.....
.....

What samples of work have I selected for my portfolio? Why?

.....

Because

.....

How well did I do?



Colour the face with the expression that best describes how well you did this activity.
Ask yourself why, and discuss with your teacher and your classmates.

I understand adjectives
to describe feelings.



I can say how I feel.



I can read faces.



I can sing a song
about feelings.



What do I need to do next?

.....
.....

Sharing with my family.



Teach your family the song *If You're Happy and You Know It*.
Sing it together.

My family's comments:

.....

My Activity Record

Activity title: **Don't be a bully!**

Date:

What have I learnt?

.....
.....

What samples of work have I selected for my portfolio? Why?

.....

Because

.....


How well did I do?



Ask a friend and your teacher to colour the expression that best assesses how well you did this activity.

Then assess yourself, and discuss with your teacher and your classmates.

Colour the friends.



My friend says ...

Fantastic!

Good effort.

OK.

Try harder next time.

My teacher says ...

Fantastic!

Good effort.

OK.

Try harder next time.

I say ...

Fantastic!

Good effort.

OK.

Try harder next time.

What do I need to do next?

.....
.....

Sharing with my family.



Show your portfolio and anti-bullying poster to your family.

Tell them what you have learnt about bullying.

My family's comments:

.....

My Activity Record

Activity title: **The water cycle**

Date:

What have I learnt?

.....
.....

What samples of work have I selected for my portfolio? Why?

.....

Because

.....

How well did I do?



Colour the number of rain clouds, to assess how well you did this activity.

Ask yourself why, and discuss with your teacher and your classmates.



I worked hard, and can describe the water cycle. I understand how rain is formed.



I worked quite hard, and can describe most of the water cycle. I understand a little how rain is formed.



I must work harder. I don't understand yet how rain is formed.

What do I need to do next?

.....
.....

Sharing with my family.



Show your family the *Water cycle* worksheet.

Tell them about the different stages of the water cycle.

My family's comments:

.....

My Activity Record

Activity title: **How green am I?**

Date:

What have I learnt?

.....
.....

What samples of work have I selected for my portfolio? Why?

.....

Because

.....

How well did I do?



Find and circle the three R words with a *green* pen:

- Reduce*
- Reuse*
- Recycle*

Look vertically, horizontally and diagonally.

Now find and circle with a *blue* pen the adjective below that assesses how well you did this activity:

- Excellent*
- Good*
- Terrible*

Ask yourself why, and discuss with your teacher and your classmates.

| | | | | | | | | | | | |
|---|---|---|---|---|---|---|---|---|---|---|---|
| M | N | C | L | X | A | Y | L | U | K | E | Q |
| X | N | L | S | S | Z | W | C | K | A | X | H |
| F | B | T | E | R | R | I | B | L | E | C | F |
| A | R | E | D | U | C | E | O | P | D | E | R |
| O | T | X | O | T | E | Y | U | T | B | L | Z |
| S | G | W | V | D | R | T | E | S | A | L | A |
| D | O | W | R | E | C | Y | C | L | E | E | I |
| O | O | K | X | H | L | M | U | C | E | N | C |
| K | D | N | O | Z | W | U | X | A | J | T | I |

What do I need to do next?

.....
.....

Sharing with my family.



Do the quiz with your family.
Find out how green they are!

My family's comments:

.....

My Activity Record

Activity title: **The important thing about ...**

Date:

What have I learnt?

.....
.....

What samples of work have I selected for my portfolio? Why?

.....

Because

.....

How well did I do?



Draw me, Wilbur the Worm, next to the expression on the left-hand page below that assesses how well you did this activity.

Then complete the paragraph on the right-hand page below.

Discuss with your teacher and your classmates.

Excellent!

Good.

Fair.

The most important thing
about this activity for me was

.....
.....
.....
.....

What do I need to do next?

.....
.....

Sharing with my family.



Read the paragraph you wrote in class to your family, and explain how it is organised.

Write a paragraph together, beginning: *The important thing about learning English is ...*

My family's comments:

.....

My Activity Record

Activity title: **Learning English feels like ...**

Date:

What have I learnt?

.....
.....

What samples of work have I selected for my portfolio? Why?

.....

Because






.....

How well did I do?



Decide which sense (*smells, looks, sounds, feels, tastes*) best describes how well you did this activity, and then complete the sentence below.

Discuss with your teacher and your classmates.

| | | | | | | | | | |
|-----------------------|---|-----------------------|---|-----------------------|---|-----------------------|---|-----------------------|--|
| <input type="radio"/> |  | <input type="radio"/> |  | <input type="radio"/> |  | <input type="radio"/> |  | <input type="radio"/> |  |
| <input type="radio"/> | My work in today's lesson like | | | | | | | | |
| <input type="radio"/> | | | | | | | | | |
| <input type="radio"/> | | | | | | | | | |
| <input type="radio"/> | | | | | | | | | |
| <input type="radio"/> | | | | | | | | | |
| <input type="radio"/> | | | | | | | | | |

What do I need to do next?

.....
.....

Sharing with my family.



Recite your senses poem to your family.

Write your own family senses poem together:

Being a family (smells, looks, sounds, feels, tastes) like ...

My family's comments:

.....

My Activity Record

Activity title: **My ideal English teacher**

Date:

What have I learnt?

.....
.....

What samples of work have I selected for my portfolio? Why?

.....

Because

.....

How well did I do?



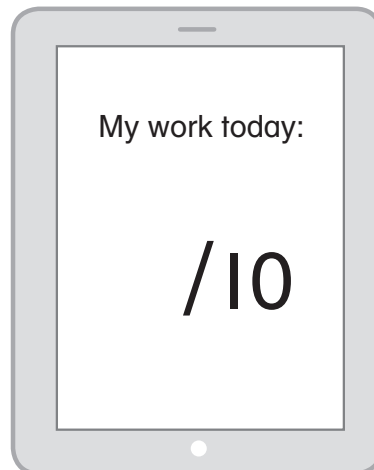
Give yourself a score out of ten, to assess how well you did this activity.

Ask yourself why, and discuss with your teacher and classmates.

10/10 = *Excellent!*

7/10 = *Good.*

5/10 = *I must work harder.*



What do I need to do next?

.....
.....

Sharing with my family.



Show your family your recipe for an ideal English teacher.

Write a new recipe together. For example: *My ideal sister.*

My family's comments:

.....