

# Teaching children how to learn



## My Activity Record pages

### Chapter One **Getting started**

My English Language Portfolio

Wilbur the Worm: the facts

Wilbur the Worm: the puppet

# My Activity Record

Activity title: **My English Language Portfolio**

Date: .....

## What have I learnt?

.....  
.....

What samples of work have I selected for my portfolio? Why?

.....

Because .....

.....

## How well did I do?



Colour the face which shows how well you did this activity.

Complete the 'My portfolio will help me ...' sentence below, by choosing the phrase from the signpost which is the most important for you.

Discuss with your teacher and your classmates.



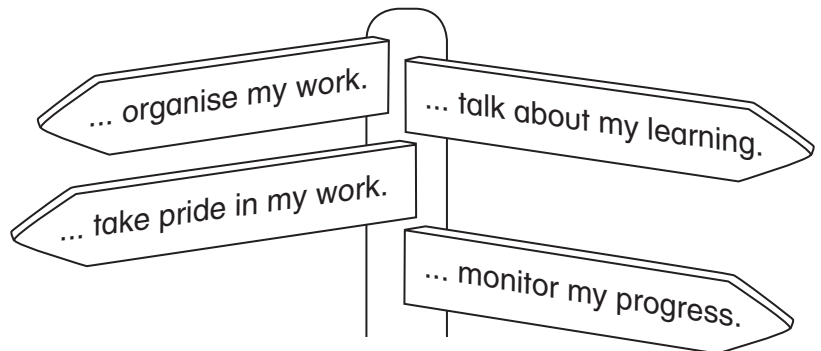
*Excellent!*



*Good.*



*I must try harder.*



My portfolio will help me .....

## What do I need to do next?

.....  
.....

## Sharing with my family.



Show your portfolio to your family, and tell them about it.

Ask them to write their comments on this Activity Record page.

**My family's comments:** .....

.....

# My Activity Record

Activity title: **Wilbur the Worm: the facts**

Date: .....

## What have I learnt?

.....  
.....

What samples of work have I selected for my portfolio? Why?

.....

Because .....

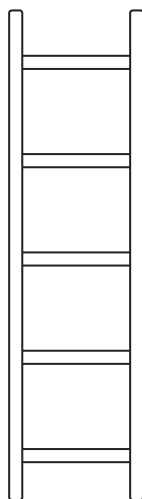
.....

## How well did I do?



Draw Wilbur on the ladder, to assess how well you did this activity.

Ask yourself why, and discuss with your teacher and your classmates.



- 5 *I can use a KWL grid by myself with this topic, and will use it again with another topic.*
- 4 *I can use a KWL grid by myself with this topic very well.*
- 3 *I can use a KWL grid by myself with this topic quite well.*
- 2 *I can use a KWL grid with the help of my teacher.*
- 1 *I am still learning to use a KWL grid.*

## What do I need to do next?

.....  
.....

## Sharing with my family.



Use the KWL worksheet your teacher gives you, or draw one yourself.

Use it to find out how much your family knows about earthworms.

**My family's comments:** .....

.....

# My Activity Record

Activity title: **Wilbur the Worm: the puppet**

Date: .....

## What have I learnt?

.....  
.....

What samples of work have I selected for my portfolio? Why?

.....  
.....

Because .....

.....

## How well did I do?




Complete the missing words from the chant below with words from the wormsearch.

Colour the speech bubble that best assesses how well you did this activity.

Ask yourself why, and discuss with your teacher and your classmates.



Hello! I'm .....  
Wilbur the .....  
I'm long and .....  
I've got brown .....  
I'm Wilbur the .....  
To help you .....



*I worked very well!*



*I worked quite well.*



*I must work harder.*



## What do I need to do next?

.....  
.....

## Sharing with my family.



Show your Wilbur the Worm puppet to your family.

Teach them the chant.

**My family's comments:** .....

.....  
.....